

Scaled data based on original data using
LM-79-08 Approved Method: Electrical and Photometric Measurements of Solid-
State Lighting Products

Test Report Prepared for
Cooper Lighting Solutions
(formerly Eaton)

Brand: McGRAW-EDISON

Report Number: P943693

Luminaire Tested: **GALN-SB8B-750-U-T1**

Issue Date: 1/21/2025

Test Information

Test Method: LM-79-08
Report Number: P943693
TEST IS SCALED FROM IESNA LM-79-08 TEST DATA (G2-2405-108-2)
Test Lab: INNOVATION CENTER
Issue Date: 1/21/2025
Manufacturer: COOPER LIGHTING SOLUTIONS (FORMERLY EATON)
Product Line: MCGRAW-EDISON
Catalog Number: GALN-SB8B-750-U-T1
Description: GALLEON AREA AND ROADWAY HIGH DENSITY LED LUMINAIRE
(8) 70 CRI, 5000K, 450mA LIGHTSQUARES WITH 26 LEDS EACH AND TYPE I OPTICS
Light Source: -
Ballast/Driver: -

Summary

Lumens per Lamp: N/A
Luminaire Lumens: 47656 lumens
Efficiency: N/A
Efficacy: 162.8 lumens/watt
Luminous Opening: Rectangular (W 1.5' x L: 1.5' x H: 0')
IES Classification: Type I - Short
BUG Rating: B5 - U0 - G5

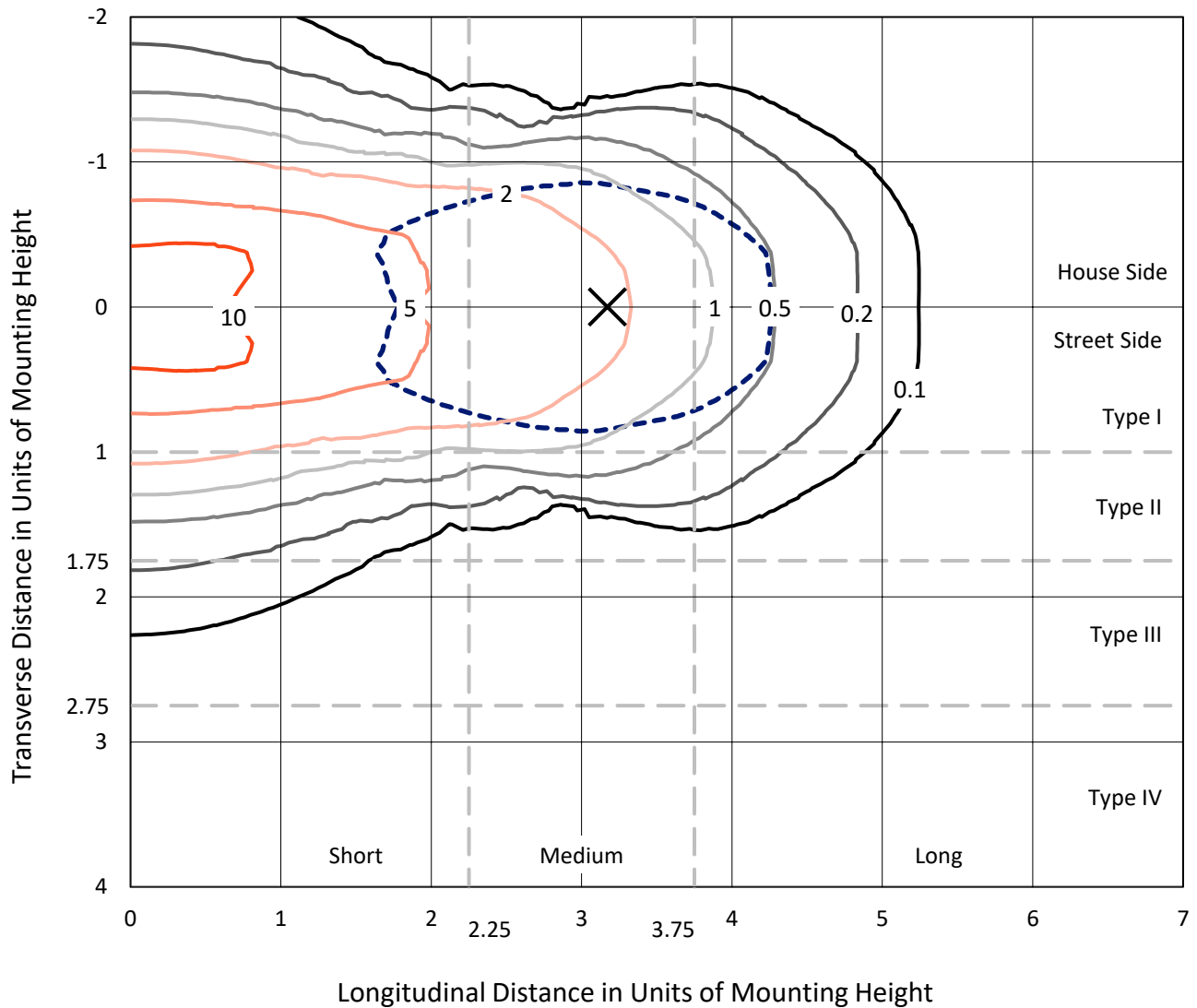
Input Watts (W): 292.8
Input Voltage (V): NR
Input Current (Ain): NR
Voltage Rise (V): NR
Power Factor: NR
Total Harmonic Distortion (THDi): NR
Frequency (hertz): 60
Stabilization Time: NR
Operation Time: NR
Ambient Temperature (°C): NR
Test Distance: 24 FT



REPORT NUMBER: P943693
 CATALOG NUMBER: GALN-SB8B-750-U-T1

Iso-Footcandle Lines of Horizontal Illumination

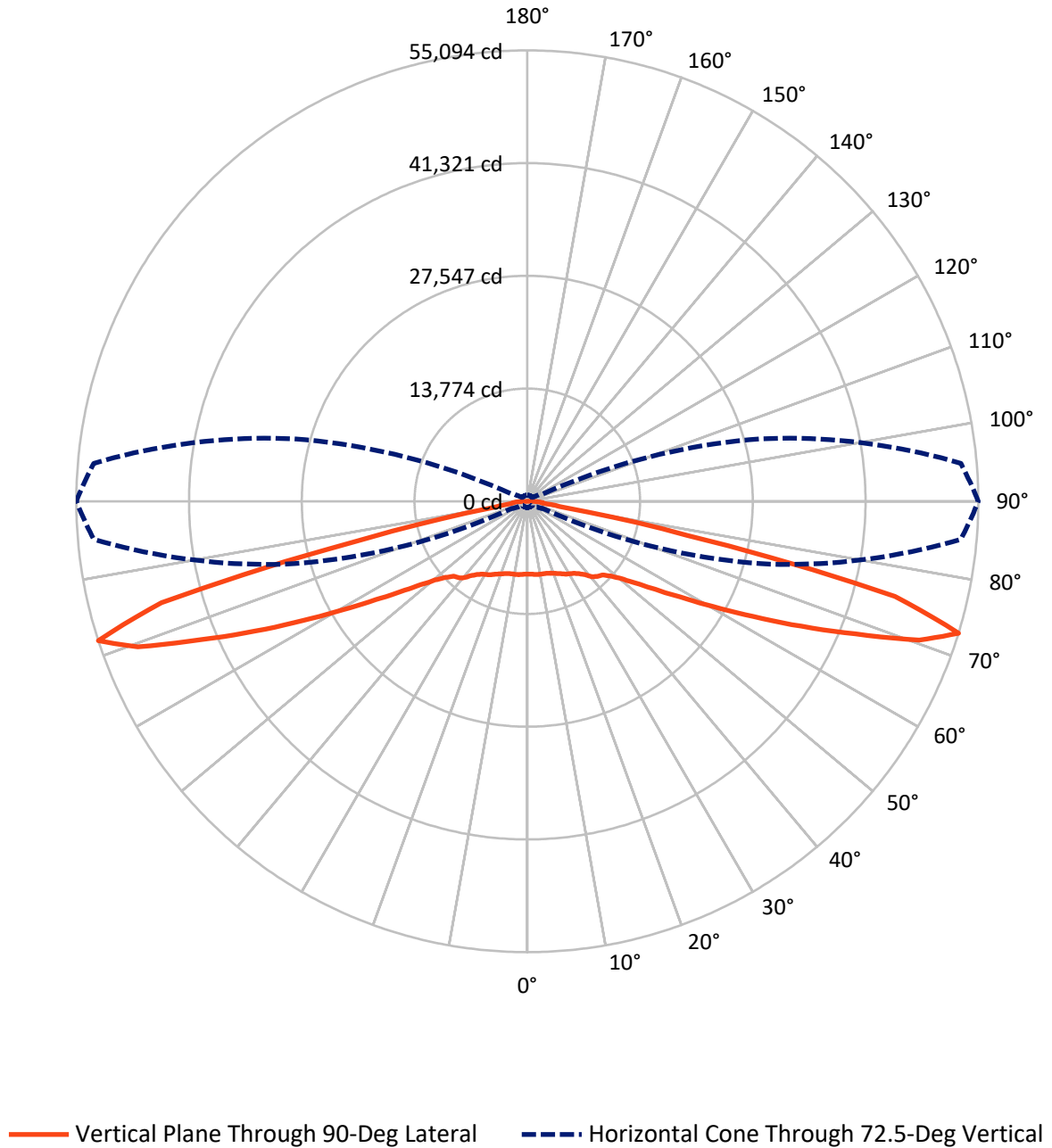
✕ Max cd
 - - - 1/2 Max cd



Based on 25 foot mounting height. Maximum calculated value = 14.2 fc
 Type I - Short - N/A

REPORT NUMBER: P943693
CATALOG NUMBER: GALN-SB8B-750-U-T1

Luminous Intensity Polar Plot



REPORT NUMBER: P943693

CATALOG NUMBER: GALN-SB8B-750-U-T1

FLUX DISTRIBUTION:

		Downward	Upward	Total
House Side	Lumens	23828.0	0.0	23828.0
	% Fixture	50.0	0.0	50.0
Street Side	Lumens	23828.0	0.0	23828.0
	% Fixture	50.0	0.0	50.0
Total	Lumens	47656.0	0.0	47656.0
	% Fixture	100.0	0.0	100.0

ZONAL LUMENS:

Zone	Lumens	% Fixture
0°-10°	863.4	1.8
10°-20°	2640.1	5.5
20°-30°	4402.1	9.2
30°-40°	6054.3	12.7
40°-50°	7393.9	15.5
50°-60°	8551.8	17.9
60°-70°	10196.7	21.4
70°-80°	7116.6	14.9
80°-90°	437.1	0.9
90°-100°	0.0	0.0
100°-110°	0.0	0.0
110°-120°	0.0	0.0
120°-130°	0.0	0.0
130°-140°	0.0	0.0
140°-150°	0.0	0.0
150°-160°	0.0	0.0
160°-170°	0.0	0.0
170°-180°	0.0	0.0
0°-90°	47656.0	100.0
0°-180°	47656.0	100.0

Coefficient of Utilization



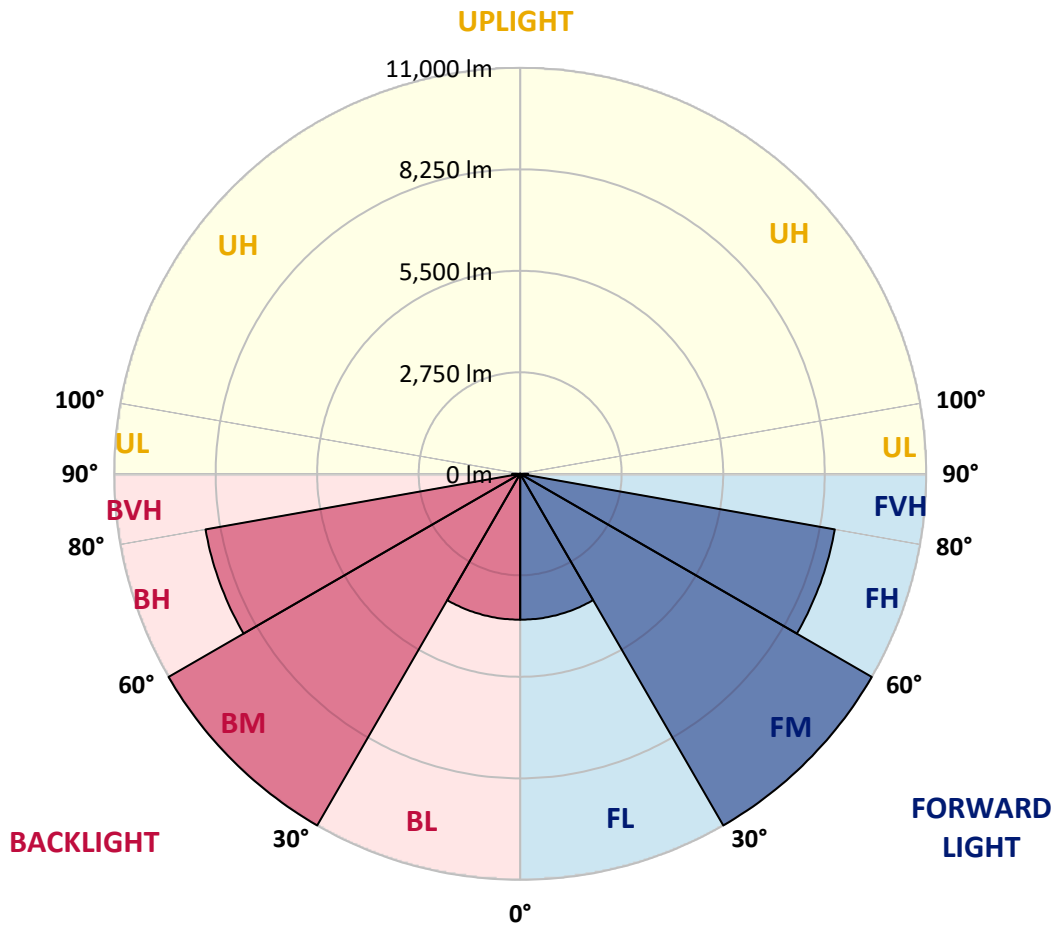
REPORT NUMBER: P943693
 CATALOG NUMBER: GALN-SB8B-750-U-T1

LUMINAIRE CLASSIFICATION SYSTEM LUMEN TABLE AND BUG RATING:

Zone	Lumens	% Fixture	Zone Rating/Lumen Limit		
			B	U	G
FL (0°-30°)	3952.8	8.3			
FM (30°-60°)	11000.0	23.1			
FH (60°-80°)	8656.6	18.2			G4/12000
FVH (80°-90°)	218.6	0.5			G2/225
BL (0°-30°)	3952.8	8.3	B4/5000		
BM (30°-60°)	11000.0	23.1	B5		
BH (60°-80°)	8656.6	18.2	B5		G5
BVH (80°-90°)	218.6	0.5			G2/225
UL (90°-100°)	0.0	0.0		U0/0	
UH (100°-180°)	0.0	0.0		U0/0	

BUG Rating: B5-U0-G5

Type I Short



REPORT NUMBER: P943693
 CATALOG NUMBER: GALN-SB8B-750-U-T1

CANDELA DISTRIBUTION (FULL):

	0°	5°	15°	25°	35°	45°	55°	65°	75°	85°
0°	8905.0	8905.0	8905.0	8905.0	8905.0	8905.0	8905.0	8905.0	8905.0	8905.0
2.5°	8912.6	8922.8	8922.8	8915.2	8932.9	8917.7	8917.7	8910.1	8917.7	8910.1
5°	8958.2	8970.9	8975.9	8973.4	8996.2	8983.5	8983.5	8973.4	8975.9	8968.3
7.5°	9044.3	9062.1	9072.2	9084.8	9117.8	9102.6	9092.4	9062.1	9049.4	9029.1
10°	9072.2	9092.4	9125.4	9191.2	9267.2	9269.7	9239.3	9163.4	9105.1	9059.5
12.5°	8986.1	9013.9	9082.3	9216.6	9386.2	9454.6	9406.5	9279.9	9165.9	9084.8
15°	8877.2	8907.6	9011.4	9214.0	9464.8	9624.3	9619.3	9452.1	9269.7	9143.1
17.5°	8707.5	8737.9	8887.3	9171.0	9525.5	9788.9	9859.9	9687.6	9431.8	9262.1
20°	8401.0	8428.9	8636.6	9034.2	9545.8	9963.7	10148.6	9996.6	9677.5	9447.0
22.5°	8003.4	8046.4	8289.6	8798.7	9497.7	10146.1	10477.8	10374.0	9963.7	9644.6
25°	7577.9	7623.5	7907.1	8509.9	9373.6	10277.8	10867.9	10802.0	10287.9	9890.3
27.5°	7210.6	7258.8	7567.8	8223.7	9181.1	10328.4	11252.9	11285.8	10680.5	10161.3
30°	6921.9	6967.5	7296.8	7993.2	8932.9	10277.8	11589.7	11817.6	11080.6	10396.8
32.5°	6605.3	6663.6	7010.6	7712.1	8639.1	10156.2	11883.5	12392.6	11544.1	10650.1
35°	6205.2	6258.3	6623.1	7327.1	8254.1	9961.2	12129.2	13030.8	12207.7	11035.0
37.5°	5718.9	5769.5	6131.7	6845.9	7871.7	9687.6	12316.6	13750.1	12997.9	11589.7
40°	5230.1	5278.2	5617.6	6309.0	7413.3	9338.1	12382.4	14454.2	13904.6	12352.1
42.5°	4781.8	4824.8	5136.3	5779.7	6899.1	8892.4	12296.3	15067.1	14717.6	12883.9
45°	4368.9	4406.9	4683.0	5283.2	6364.7	8350.4	12038.0	15725.6	15685.1	13263.8
47.5°	3897.8	3935.8	4222.0	4802.0	5830.3	7714.7	11599.8	16374.0	17030.0	14125.0
50°	3322.9	3355.8	3649.6	4247.4	5275.6	7038.4	10992.0	16883.1	18726.9	15429.3
52.5°	2641.6	2677.1	2963.3	3561.0	4617.1	6311.5	10191.6	17214.9	20687.2	17333.9
55°	1965.4	1990.7	2238.9	2775.9	3801.6	5483.3	9188.7	17308.6	22910.9	19937.5
57.5°	1425.9	1441.1	1600.7	2000.8	2882.2	4447.4	7970.5	17065.4	25557.6	23275.7
60°	1154.9	1160.0	1208.1	1385.4	2003.4	3277.3	6498.9	16229.6	28429.7	27578.7
62.5°	1048.5	1048.5	1061.2	1109.3	1355.0	2162.9	4718.4	14497.3	31509.5	33016.5
65°	975.1	975.1	980.2	1003.0	1068.8	1377.8	2978.5	11675.8	34105.5	39386.3
67.5°	909.2	911.8	909.2	916.8	954.8	1018.2	1727.3	8064.2	35503.6	45986.5
70°	840.9	845.9	833.3	833.3	863.7	866.2	1081.5	4422.1	34343.6	51518.0
72.5°	759.8	767.4	747.2	742.1	764.9	754.7	813.0	2122.4	29485.9	53169.3
75°	688.9	699.0	653.4	640.8	640.8	633.2	661.0	1089.1	19137.2	43372.7
77.5°	625.6	645.8	572.4	531.9	521.7	498.9	539.5	666.1	8370.6	20363.0
80°	516.7	544.5	471.1	423.0	405.2	379.9	425.5	466.0	2489.7	4728.6
82.5°	385.0	397.6	334.3	301.4	286.2	268.5	319.1	324.2	810.5	1674.1
85°	245.7	250.7	205.1	177.3	169.7	162.1	202.6	177.3	309.0	1230.9
87.5°	86.1	98.8	78.5	70.9	76.0	63.3	93.7	53.2	86.1	868.7
90°	0.0	0.0	0.0	0.0	0.0	0.0	0.0	0.0	0.0	0.0

(END C

90°

8905.0
8910.1
8968.3
9029.1
9051.9
9072.2
9122.8
9234.3
9404.0
9586.3
9809.2
10075.1
10272.7
10493.0
10860.3
11356.7
12103.8
12564.8
12833.3
13628.5
14806.3
16566.5
18977.6
22067.5
26056.6
30977.6
36808.0
43203.1
50786.0
55094.2
46391.7
19940.1
4528.5
1891.9
1788.1
1076.4
0.0

OF REPORT)